



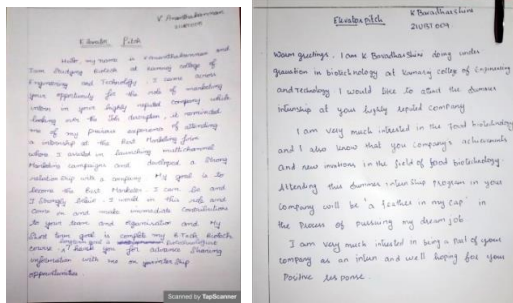

(An Autonomous Institution - AFFILIATED TO ANNA UNIVERSITY, CHENNAI)



S.P.G.Chidambara Nadar - C.Nagammal Campus  
S.P.G.C. Nagar, K.Vellakulam – 625 701 (Near VIRUDHUNAGAR).


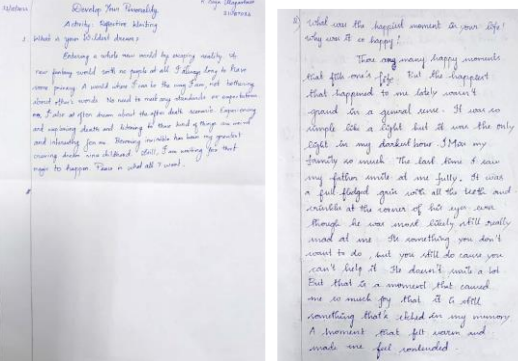
Academic Year 2022-23


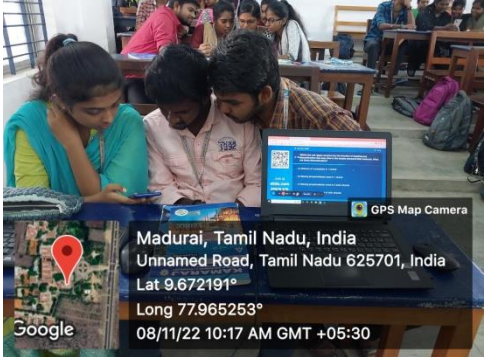
DEPARTMENT OF BIOTECHNOLOGY




**ICT Tools/Activity Based Learning followed in Class Room Teaching**



S. No.	Name of the Faculty	Subject code & name	ICT tool / ABL	Purpose	Remarks
<b>Department of Computer Science and Engineering</b>					
1.	Dr Geetha K	AUD105 & Developing Your Personality	Elevator Pitch activity	Helps to learn give self introduction with an impact and in short time	
2.	Dr Geetha K	AUD105 & Developing Your Personality	Guessing the phrase through shadow writing	Interactive communication	

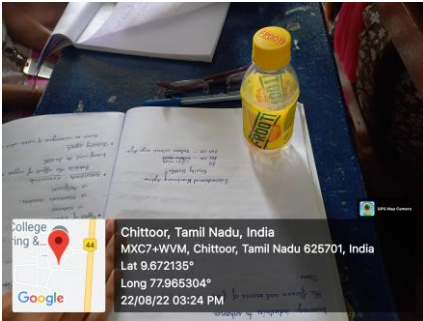

S. No.	Name of the Faculty	Subject code & name	ICT tool / ABL	Purpose	Remarks
3.	Dr Geetha K	AUD105 & Developing Your Personality	Looking out of a window	<p>Improve empathy.</p> <p>Looking out of a window” is a soft skills training activity that helps learners understand others’ perspectives by “seeing” the world through their eyes</p>	
4.	Dr Geetha K	AUD105 & Developing Your Personality	Shrinking Vessel Activity	Encourage Adaptability and problem-solving	



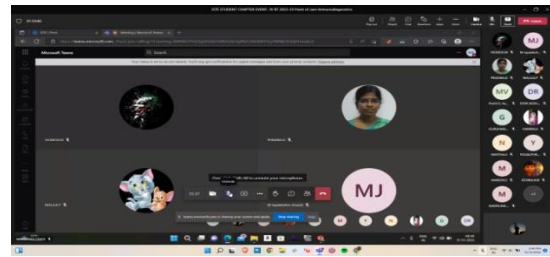
S. No.	Name of the Faculty	Subject code & name	ICT tool / ABL	Purpose	Remarks
5.	Dr Geetha K	AUD105 & Developing Your Personality	Inspirational video viewing	Motivation and self realization	
6.	Dr Geetha K	AUD105 & Developing Your Personality	Reflective writing	Self awareness	

S. No.	Name of the Faculty	Subject code & name	ICT tool / ABL	Purpose	Remarks
7.	Dr Geetha K	AUD105 & Developing Your Personality	Johari Window activity	Understanding self, relationship with others.	 <p>The diagram is a 2x2 grid titled 'JOHARI WINDOW'. The top-left quadrant is labeled 'HIDDEN SELF' and lists: loving, mature, shy, kind, caring, observant. The top-right quadrant is labeled 'OPEN SELF' and lists: innovative, accepting, joyful, responsive, adaptable, tense, quiet, overthinking. The bottom-left quadrant is labeled 'BLIND SELF' and lists: searching, responsible, confident, spontaneous, overthinking. The bottom-right quadrant is labeled 'UNKNOWN SELF'.</p>
8.	Dr Geetha K	BT1502 Genetic Engineering	Using SLIDO QUIZ Software	Formative assessment	 <p>The photograph shows a group of students gathered around a laptop in a classroom. A GPS overlay is visible in the bottom right corner of the image, displaying the following information: Madurai, Tamil Nadu, India; Unnamed Road, Tamil Nadu 625701, India; Lat 9.672191°; Long 77.965253°; and 08/11/22 10:17 AM GMT +05:30.</p>




S. No.	Name of the Faculty	Subject code & name	ICT tool / ABL	Purpose	Remarks
9.	Dr Geetha K	BT1502 Genetic Engineering	Planning the eNewspaper Next-generation sequencing	Update on latest technology and creative presentation	 
10.	Dr Geetha K	BT1502 Genetic Engineering	1-Minute paper	Formative assesment	

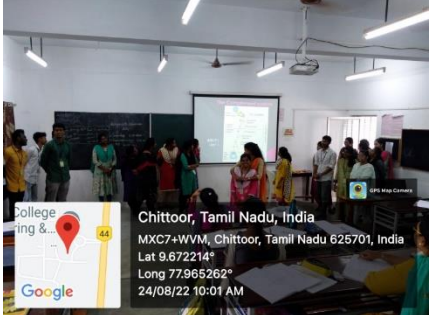
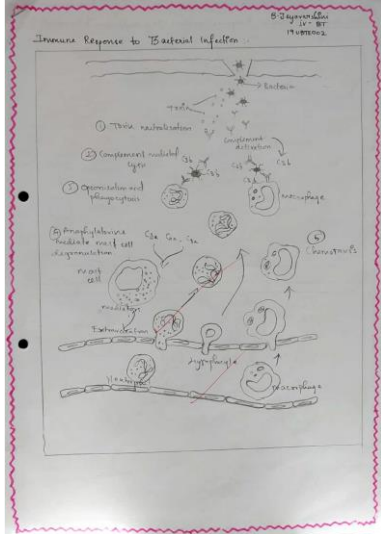
S. No.	Name of the Faculty	Subject code & name	ICT tool / ABL	Purpose	Remarks
11.	Dr Geetha K	BT1502 Genetic Engineering	Chromosome walking-collage	Learning through Group activity	
12.	Er Chitradevi K	BT 1535 Principles of food science and processing	Label design and display	<p>To understand the concept of nutritional Information &amp; its importance.</p> <p>To create a new labelling designs and calculations using tool</p>	

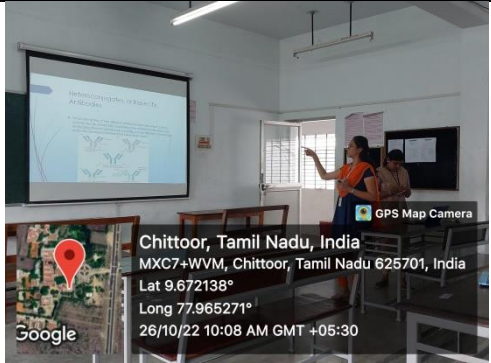
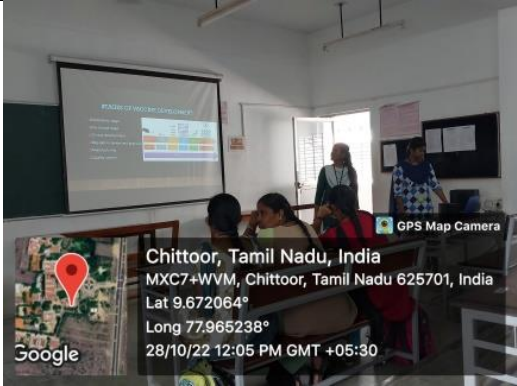
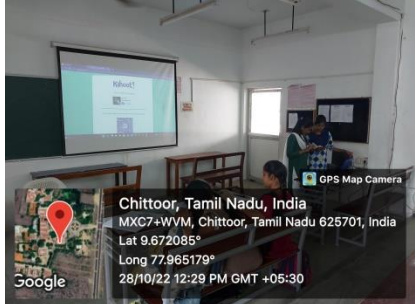
S. No.	Name of the Faculty	Subject code & name	ICT tool / ABL	Purpose	Remarks
13.	Er Chitradevi K	BT 1535 Principles of food science and processing	Ingredient classification using labels	To understand the concept of food additives & its importance.  To encourage experimental learning among students.	
14.	Er Chitradevi K	BT 1535 Principles of food science and processing	Experiential Learning – Food chart preparation on Food Nutrients	To understand the food nutrient & its components.	



S. No.	Name of the Faculty	Subject code & name	ICT tool / ABL	Purpose	Remarks
15.	Dr Pradiba D	BT1539 Protein Engineering	3 D model making	To understand the structure –Function relationship of proteins, 3D models of several proteins were created and displayed	
16.	Dr Pradiba D	BT1539 Protein Engineering	Crossword puzzle	To evaluate their knowledge and to pay attention to terminology, coupled as a formative assessment	
17.	Dr Pradiba D	BT8025 Immunotechnology	Concept Design of Immunochromatographic kits for diagnosis of a given disease. Assessed by Experts in an online meeting	To encourage creativity with respect to development of products from the acquired knowledge	


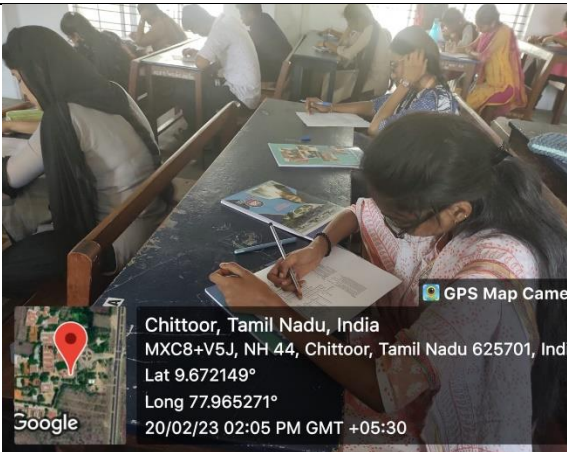




S. No.	Name of the Faculty	Subject code & name	ICT tool / ABL	Purpose	Remarks
18.	Dr Pradiba D	BT8025 Immunotechnology	Cross word puzzle	to evaluate their knowledge and to pay attention to terminology, coupled as a formative assessment	
19.	Dr Pradiba D	BT8025 Immunotechnology	Group Seminar on a given topic, powerpoint	to encourage peer enablement, to evaluate their knowledge, communication skills and to overcome stage fear	
20.	Dr Geetha K	BT8781 Immunology	Online Quiz SLIDO	For review of important concepts from Unit 4 & 5 through team building activity	

S. No.	Name of the Faculty	Subject code & name	ICT tool / ABL	Purpose	Remarks
21.	Dr Geetha K	BT8781 Immunology	Role play	To learn about complement pathway	
22.	Dr Geetha K	BT8781 Immunology	Enhancing drawing skills	To learn about concept through diagrams	

S. No.	Name of the Faculty	Subject code & name	ICT tool / ABL	Purpose	Remarks
23.	Dr Geetha K	BT8781 Immunology	Seminar using PPT	To improve communication	
24.	Dr Geetha K	BT8781 Immunology	Seminar using PPT and demonstration using video		
25.	Dr Geetha K	BT8781 Immunology	Kahoot quiz competition		

S. No.	Name of the Faculty	Subject code & name	ICT tool / ABL	Purpose	Remarks
26.	Dr Geetha K	BT8781 Immunology	Group assignment- Chart preparation		
27.	Dr Pradiba D	BT1635 Animal Biotechnology	The jigsaw technique- Topic- Bacterial and viral diseases of animals	<p>To help build comprehension.</p> <p>To encourage cooperative learning among students.</p> <p>To help improve listening and communicati on skills</p>	

S. No.	Name of the Faculty	Subject code & name	ICT tool / ABL	Purpose	Remarks
28.	Dr Pradiba D	BT1635 Animal Biotechnology	Experimental learning-visit	visit to Animal cell culture lab- To give a engaged learning experience through real time visit to tissue culture laboratory, demos on the equipment and consumables used	
29.	Dr Pradiba D	BT1635 Animal Biotechnology	Crossword Puzzle  Topic- Tissue culture basics, preservation, maintenance	To help build technical comprehension.  To understand basics terminologies	

S. No.	Name of the Faculty	Subject code & name	ICT tool / ABL	Purpose	Remarks
30.	Er Ganga A	BT2252 Enzyme technology and biotransformations	Quiz	Interactive learning	 <p>Chittoor, Tamil Nadu, India MXC8+V5J, NH 44, Chittoor, Tamil Nadu 625701, India Lat 9.672162° Long 77.965229° 10/02/23 10:09 AM GMT +05:30</p>
31.	Er Chitradevi K	BT1636 industrial waste management	Experiential learning – Group Discussion	To encourage the speaking/ presentation skill To encourage experimental learning among students.	 <p>Chittoor, Tamil Nadu, India MXC8+V5J, NH 44, Chittoor, Tamil Nadu 625701, India Lat 9.672182° Long 77.965239° 07/01/23 11:36 AM</p>

S. No.	Name of the Faculty	Subject code & name	ICT tool / ABL	Purpose	Remarks
32.	Er Chitradevi K	BT1636 industrial waste management	Experiential learning Topic- Bingo	To encourage the decision making and team work among the students  To help improve Societal awareness within the students.	